CRAFTIFYBUD FREE PRINTABLES

Santa Crafts for Kids



12 Santas, 12 different beards. Templates for every one.

12 Santas, 12 beards

#	Craft	Beard material	Ages
1	Cotton ball Santa	cotton balls	2 to 4
2	Torn paper Santa	torn white paper	2 to 4
3	Handprint Santa	a white handprint	2 to 4
4	Paper plate Santa	a paper plate fringe	2 to 4
5	Cupcake liner Santa	cupcake liners	4 to 6
6	Paper roll Santa	a cut paper beard	4 to 6
7	Paper bag puppet	paper strips	4 to 6
8	Shape Santa	a white semicircle	4 to 6
9	Curled paper Santa	paper curls	6 to 9
10	Yarn beard Santa	white yarn	6 to 9
11	Paper strip card	layered strips	6 to 9
12	Full-body Santa	felt or fabric	6 to 9

What's inside

Page 2 Big Santa template
Page 3 Paper plate and paper bag pieces
Page 4 Shape Santa pieces
Page 5 Full-body Santa
Page 6 Mini faces and belt strips
Page 7 Paper curl steps and labels

Under 3? Skip pom poms, googly eyes and other small pieces. Draw the eyes and nose on instead.

Big Santa template

Crafts 1, 2, 5, 9 and 10



Name _____ Age _____

Paper plate and paper bag pieces

Crafts 4 and 7

Hat for a 9 inch paper plate (craft 4)

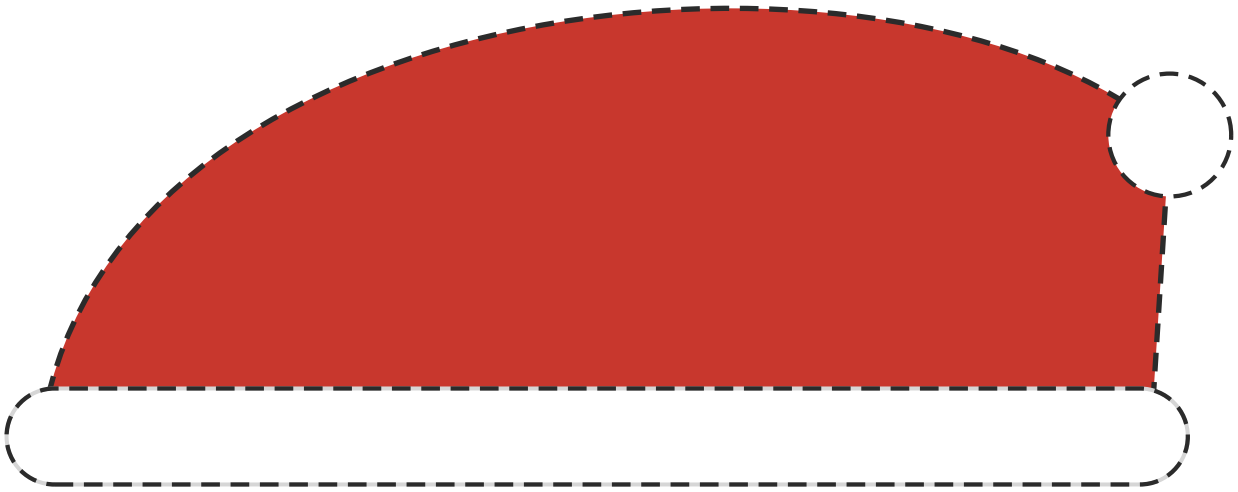

Glue the hat across the top of the plate. Cut the bottom of the plate into a fringe.

Face for a paper lunch bag flap (craft 7)



Glue the face onto the bottom flap so the mouth opens and closes. Glue white paper strips under the flap for a beard.

Shape Santa pieces

Craft 8 · 2 sets per page

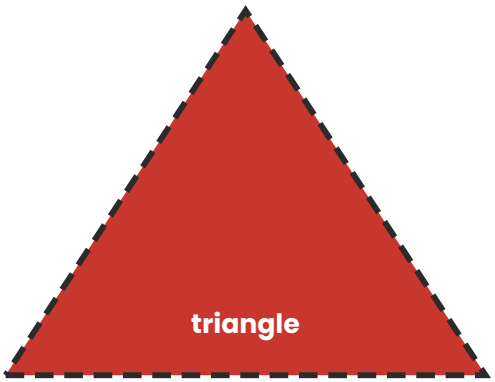

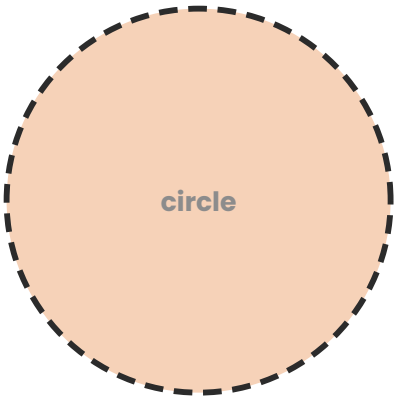



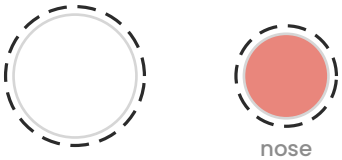



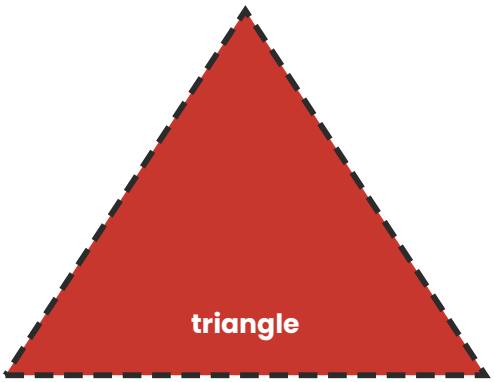

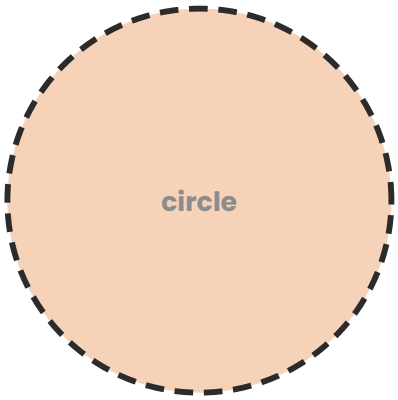



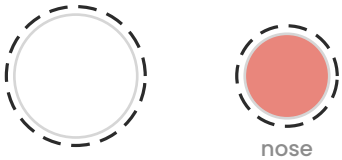



Precut for little ones. Name each shape as it's glued on.

Full-body Santa

Craft 12 · cut, color and glue



Belt



Arms and mittens



Sack



Fold the bottom of the coat back to make Santa stand up.

Mini faces and belt strips

Crafts 6 and 11

Mini Santa faces: cards and ornaments



Belt strips for the paper roll Santa (6.25 in, wraps a standard roll)



Paper curl beard and name labels

Craft 9

1

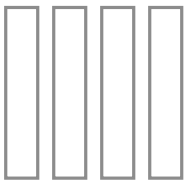

Cut white paper into thin strips, about half an inch wide.

2

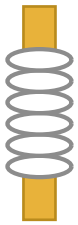

Wrap a strip tightly around a pencil.

3



Hold it for a few seconds, then slide it off. It's a spring!

4



Glue the curls on, starting at the bottom of the beard.

Name labels

My Santa, Christmas 2026
by _____ age ___

My Santa, Christmas 2026
by _____ age ___

My Santa, Christmas 2026
by _____ age ___

My Santa, Christmas 2026
by _____ age ___

My Santa, Christmas 2026
by _____ age ___

My Santa, Christmas 2026
by _____ age ___

My Santa, Christmas 2026
by _____ age ___

My Santa, Christmas 2026
by _____ age ___

My Santa, Christmas 2026
by _____ age ___

My Santa, Christmas 2026
by _____ age ___

My Santa, Christmas 2026
by _____ age ___

My Santa, Christmas 2026
by _____ age ___