Craftify Bud

Easter Coloring Pages

12 free pages · Easter 2027







Simple
Ages 3 to 5

p2 Happy Easter
p3 Big Easter Egg
p4 Easter Bunny
p5 Baby Chick Hatching

Medium
Ages 5 to 8

p6 Easter Egg Hunt
p7 Easter Basket
p8 Bunny and Chicks
p9 Spring Lamb

Detailed
Ages 8 and up

p10 Easter Egg Mandala
p11 Fancy Decorated Eggs
p12 Easter Egg Pattern
p13 Happy Easter Frame

Printing tips

- Print at actual size (100%), not "fit to page".
- Easter Sunday 2027 is March 28.

Prints on US Letter and A4.

Name: _____

Happy Easter

Simple · Ages 3 to 5

HAPPY

EASTER



Fill each letter with a different color, then decorate the eggs.

Name: _____

Big Easter Egg

Simple · Ages 3 to 5



Color every stripe a different color, like a real painted egg.

Name: _____

Easter Bunny

Simple · Ages 3 to 5



What will the Easter Bunny put in the basket? Draw some eggs!

Name: _____

Baby Chick Hatching

Simple · Ages 3 to 5



Peep, peep! Color the chick yellow and the shell any color you like.

Name: _____

Easter Egg Hunt

Medium · Ages 5 to 8



Can you find all 8 eggs hiding in the garden?

Name: _____

Easter Basket

Medium · Ages 5 to 8



Give every egg its own pattern: dots, stripes or zigzags.

Name: _____

Bunny and Chicks

Medium · Ages 5 to 8



The bunny and the chicks are on their way to the egg hunt.

Name: _____

Spring Lamb

Medium · Ages 5 to 8



Lambs are born in spring. Give this one a fluffy coat!

Name: _____

Easter Egg Mandala

Detailed · Ages 8 and up



Work from the middle outward, one ring of color at a time.

Name: _____

Fancy Decorated Eggs

Detailed · Ages 8 and up

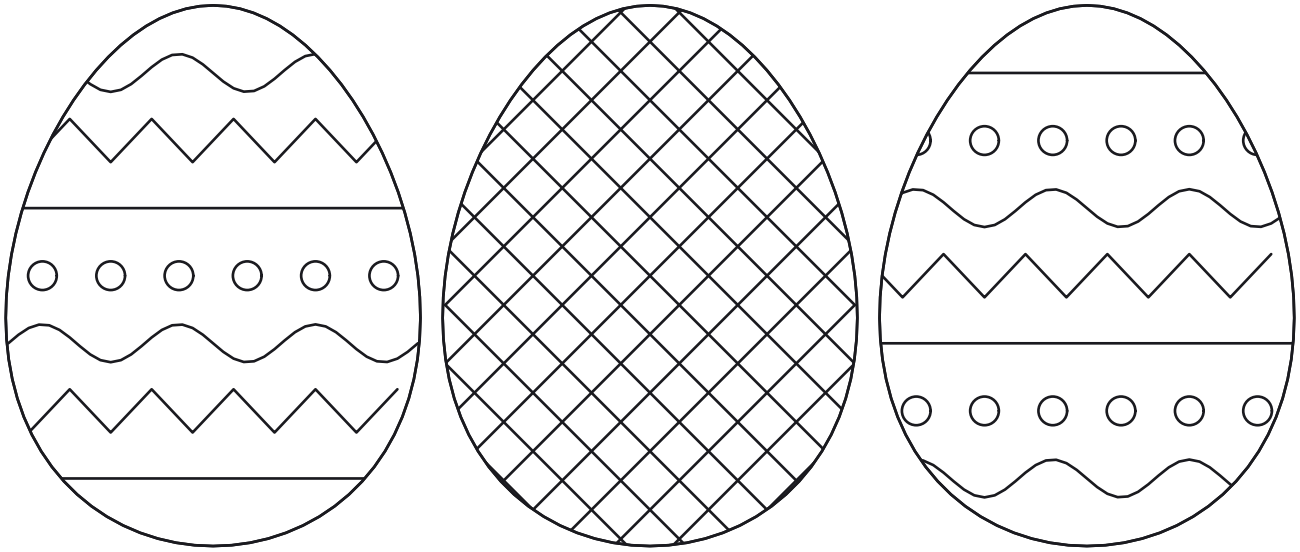



Use fine markers for the tiny patterns. Take your time!

Name: _____

Easter Egg Pattern

Detailed · Ages 8 and up



Pick three or four colors and repeat them across the page.

Name: _____

Happy Easter Frame

Detailed · Ages 8 and up



Color the frame, then draw your Easter morning in the middle.